

CONCEPTUAL DESIGN PRESENTATION

NEW ELEMENTARY SCHOOL

LIBERTY HILL INDEPENDENT SCHOOL DISTRICT



NEW ELEMENTARY SCHOOL
LIBERTY HILL INDEPENDENT SCHOOL DISTRICT

Program	3
Site Plan	6
Perspective Plan	7
Schedule	12

800 Student Capacity	# of spaces	Capacity Per Space	Net Capacity	Area per space (S.F.)	Net Area (S.F.)
INSTRUCTIONAL SPACES					39,670
Pre-K					3,670
Classrooms	3	22	66	800	2,400
Instructional Support					1,070
Pre-K Storage Closets (Per Room)	3			40	120
Pre-K Storage Room	1			100	100
Pre-K Collaboration Space	1			800	800
Mobile Device Storage	1			50	50
Restrooms					200
Pre-K Classroom Toilets	3			50	150
Teacher Toilet	1			50	50
Kinder					5,450
Classrooms	5	22	110	800	4,000
Instructional Support					1,150
Kinder Storage Closets (Per Room)	5			40	200
Kinder Storage Room	1			100	100
Kinder Collaboration Space	1			800	800
Mobile Device Storage	1			50	50
Restrooms					300
Kinder Classroom Toilets	5			50	250
Teacher Toilet	1			50	50
1st Grade					6,600
Classrooms	5	22	110	800	4,000
Instructional Support					1,950
1st Storage Closets (Per Room)	5			40	200
1st Storage Room	1			100	100
1st Collaboration Space	1			800	800
Mobile Device Storage	1			50	50
Flex Classroom	1	22	22	800	800
Restrooms					650
1st Grade (Girls) Restroom	1			300	300
1st Grade (Boys) Restroom	1			300	300
Teacher Toilet	1			50	50

800 Student Capacity	# of spaces	Capacity Per Space	Net Capacity	Area per space (S.F.)	Net Area (S.F.)
INSTRUCTIONAL SPACES					39,670
2nd grade					5,800
Classrooms	5	22	110	800	4,000
Instructional Support					1,150
2nd Storage Closets (Per Room)	5			40	200
2nd Storage Room	1			100	100
2nd Collaboration Space	1			800	800
Mobile Device Storage	1			50	50
Restrooms					650
2nd Grade (Girls) Restroom	1			300	300
2nd Grade (Boys) Restroom	1			300	300
Teacher Toilet	1			50	50
3rd Grade					6,600
Classrooms	5	22	110	800	4,000
Instructional Support					1,950
3rd Storage Closets (Per Room)	5			40	200
3rd Storage Room	1			100	100
3rd Collaboration Space	1			800	800
Mobile Device Storage	1			50	50
Flex Classroom	1	22	22	800	800
Restrooms					650
3rd Grade (Girls) Restroom	1			300	300
3rd Grade (Boys) Restroom	1			300	300
Teacher Toilet	1			50	50
4th Grade					5,800
Classrooms	5	22	110	800	4,000
Instructional Support					1,150
4th Storage Closets (Per Room)	5			40	200
4th Storage Room	1			100	100
4th Collaboration Space	1			800	800
Mobile Device Storage	1			50	50

800 Student Capacity	# of spaces	Capacity Per Space	Net Capacity	Area per space (S.F.)	Net Area (S.F.)
Restrooms					650
Primary (Girls) Restroom	1			300	300
Primary (Boys) Restroom	1			300	300
Teacher Toilet	1			50	50
5th Grade					5,750
Classrooms	5	22	110	800	4,000
Instructional Support					1,100
5th Storage Closets (Per Room)	5			40	200
5th Storage Room	1			100	100
5th Collaboration Space	1			750	750
Mobile Device Storage	1			50	50
Restrooms					650
Primary (Girls) Restroom	1			300	300
Primary (Boys) Restroom	1			300	300
Teacher Toilet	1			50	50
SPECIAL PROGRAM SPACES					8,830
Special Education					5,280
SPED Admin					2,730
Waiting	1			200	200
Diagnostician Office	1			180	180
ARD Conference Room	1			300	300
Speech Therapy	1			250	250
OT/PT	1			450	450
Storage	1			350	350
De-escalation / Motor Lab	1			800	800
Office / Storage	1			200	200
Resource					600
Resource	2			300	600
Lifeskills					1,950
Lifeskills Classroom	1	10	10	800	800
Shared Restroom w/ Shower	1			150	150
Laundry	1			100	100
Equipment Storage	1			100	100
PPCD	1	22	22	800	800

800 Student Capacity	# of spaces	Capacity Per Space	Net Capacity	Area per space (S.F.)	Net Area (S.F.)
Electives					3,550
Art					1,250
Art	1			1,000	1,000
Kiln Room	1			100	100
Classroom Storage	1			150	150
Music					1,150
Music	1			1,000	1,000
Classroom Storage	1			150	150
Science					1,150
Science	1			1,000	1,000
Classroom Storage	1			150	150
CORE SPACES					15,100
Library					5,100
Stacks	1			3,900	3,900
Office				120	
Workroom				200	
Media Storage				150	
Learning Stair / Keva	1			400	400
Book Room	1			500	500
Literacy Storage	1			300	300
Cafeteria					10,000
Dining & Queing					5,750
Dining Area	1			5,000	5,000
Queueing	1			250	250
Storage	1			500	500
Stage & Ramps					1,250
Stage	1			1,000	1,000
Ramps	1			250	250
Storage	1			250	
Kitchen & Serving					3,000
Kitchen	1			2,500	2,500
Servery	1			500	500

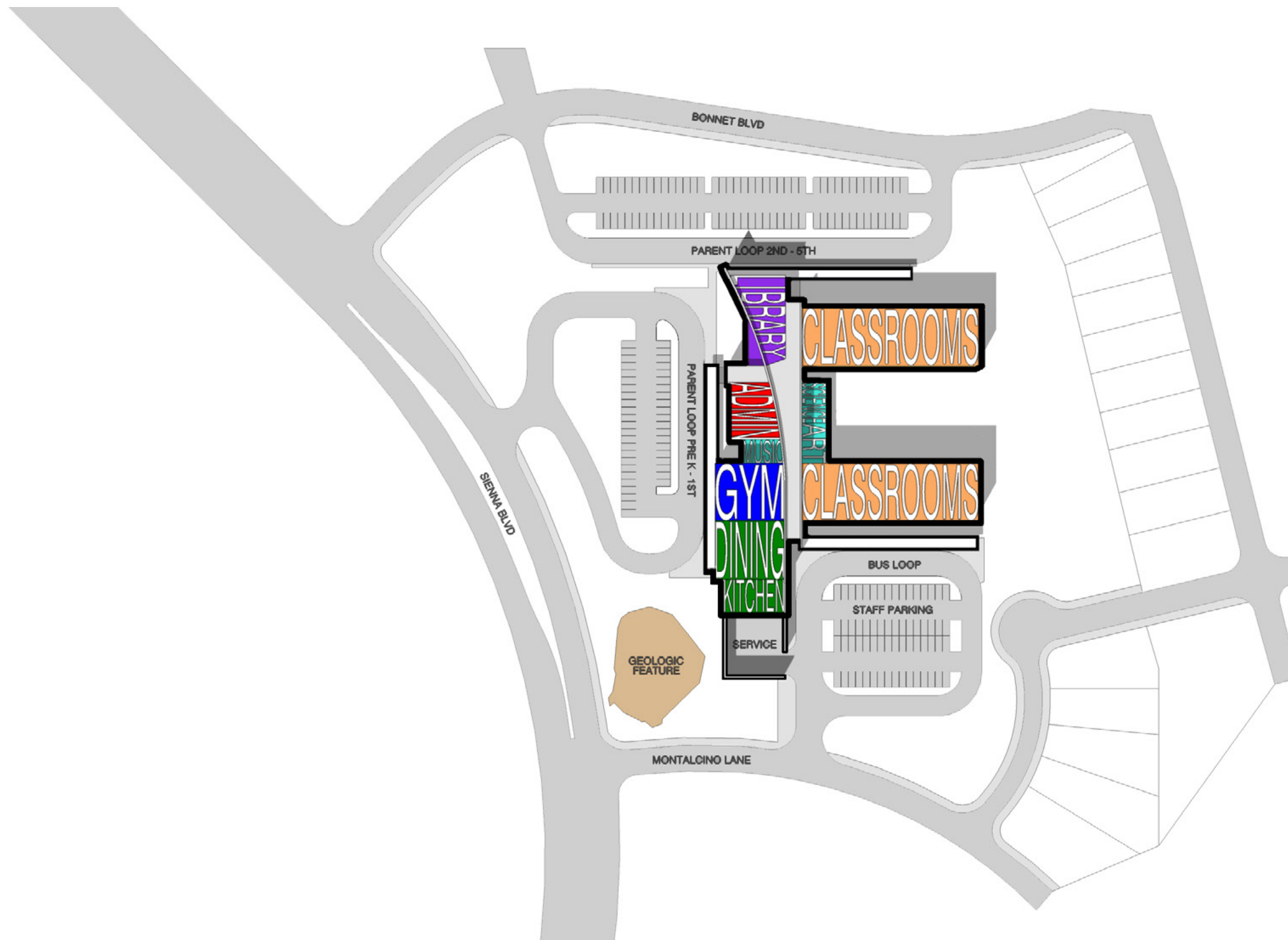
SPACE PROGRAM

800 Student Capacity	# of spaces	Capacity Per Space	Net Capacity	Area per space (S.F.)	Net Area (S.F.)
PHYSICAL EDUCATION					7,050
Gyms					6,400
Gym	1			6,400	6,400
General Athletics Amenities					650
Office	1			150	150
Athletics Storage	1			500	500
ADMINISTRATIVE SUPPORT SPACES					3,935
Administration					3,260
Teachers' Workroom / Lounge	1			1,000	1,000
Waiting	1			200	200
Receptionist/Secretary Area (3 people)	1			200	200
Lost/Found	1			20	20
Principal Office	1			150	150
Office	5			150	750
Storage	2			100	200
Vault (Student Records)	1			100	100
Small Conference Room	1			240	240
Large Conference Room	1			300	300
Admin Toilet	2			50	100
Clinic					675
Clinic	1			250	250
Clinic Office	1			150	150
Clinic Toilet	1			75	75
Isolation/"Mental Health" Room	1			100	100
Storage	1			100	100

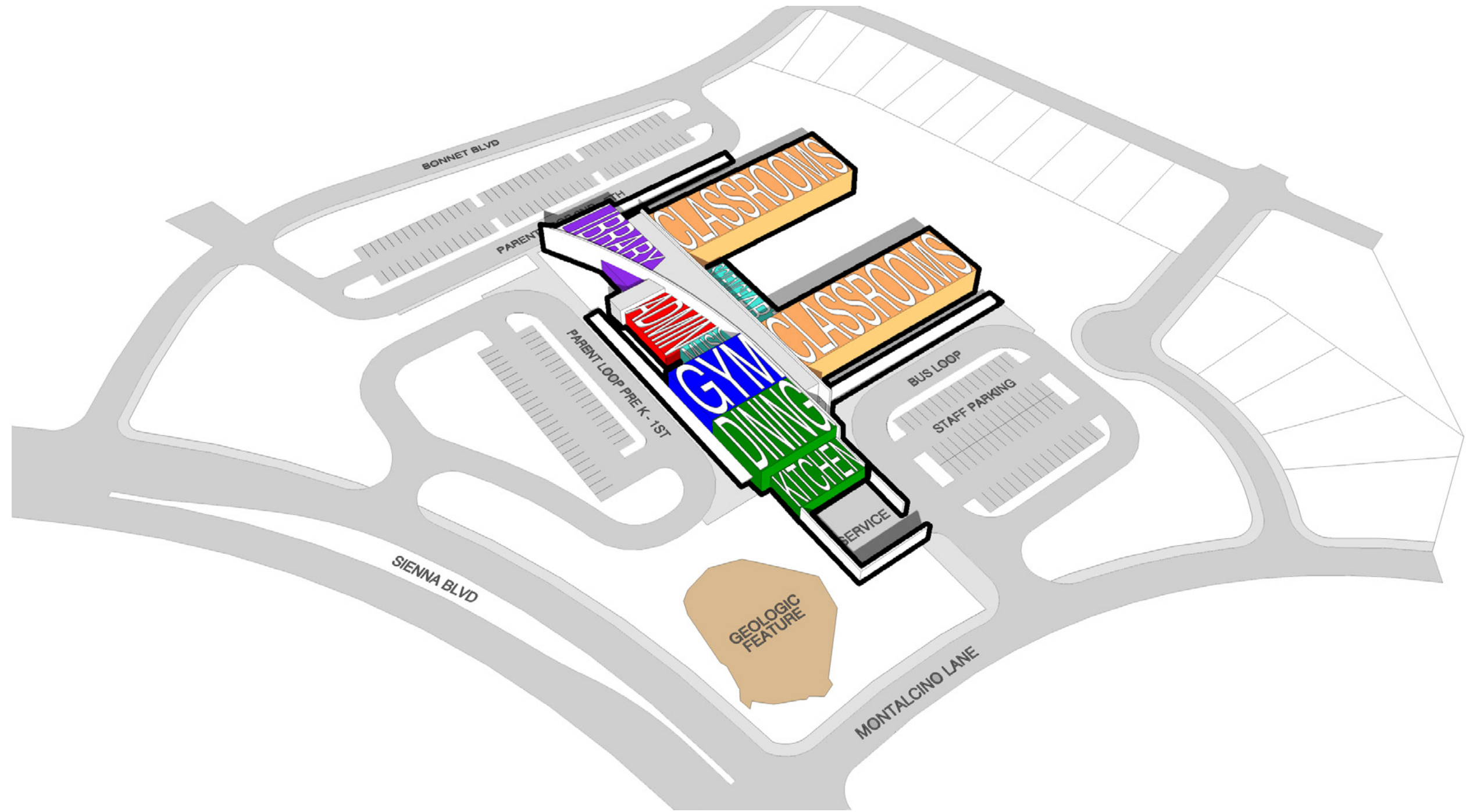
800 Student Capacity	# of spaces	Capacity Per Space	Net Capacity	Area per space (S.F.)	Net Area (S.F.)
BUILDING SUPPORT SPACES					9,005
Restrooms					1,400
Student Restrooms (Boys)	2			350	700
Student Restrooms (Girls)	2			350	700
Custodial					1,175
Main Custodial	1			350	350
Custodial Office	1			150	150
Custodial Closet	5			75	375
Equipment Storage	1			300	300
MEP					5,780
Main Electrical	1			200	200
Electrical	4			120	480
Mezannine	1			5,000	5,000
Riser Room	1			100	100
Technology					650
MDF	1			150	150
IDF	5			100	500

Capacity Totals	802
SUBTOTAL NET AREA (s.f.)	83,590
Walls & Circulation	29,864
Circulation Factor	38%
TOTAL GROSS AREA (s.f.)	113,454

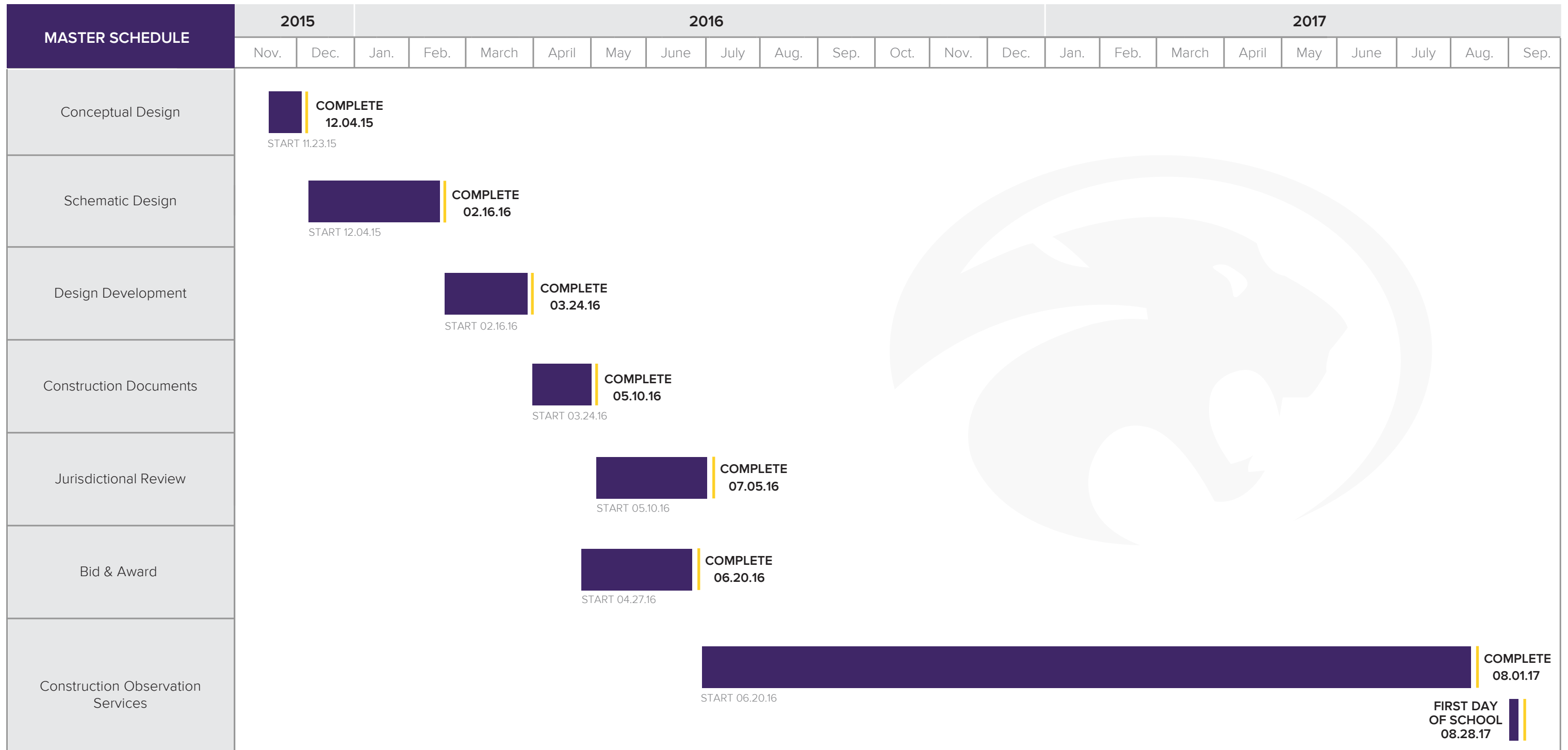
SPACE PROGRAM



CONCEPTUAL FLOOR PLAN – SITE PLAN



CONCEPTUAL FLOOR PLAN – PERSPECTIVE





MORE THAN ARCHITECTS